


# COMPASS

Products feature economical energy-saving commercial and light industrial life safety products. Value engineered to reduce cost without sacrificing quality, the Compass Series provides a compact product offering that can be purchased and installed without compromise.

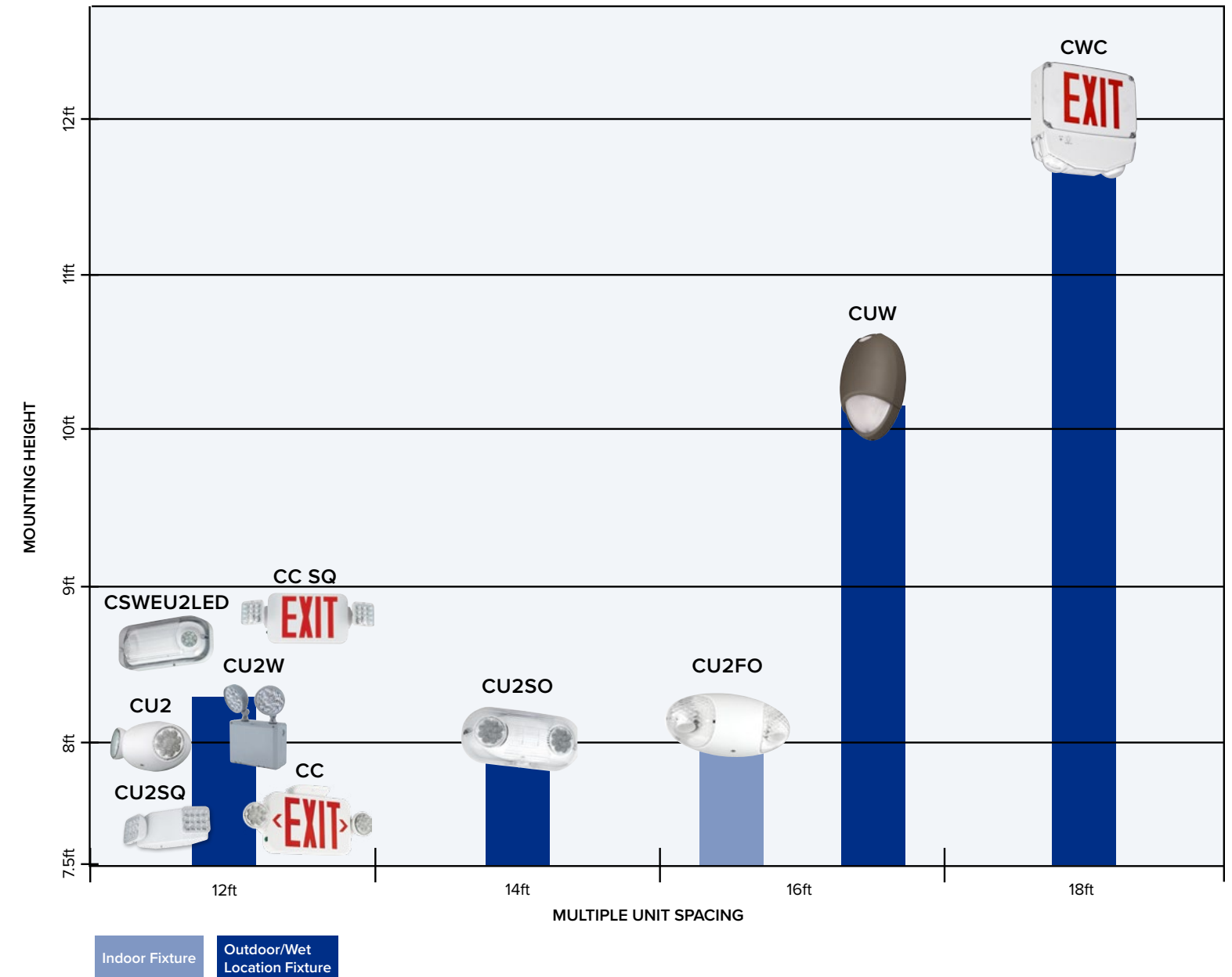
## LIFE SAFETY TABLE OF CONTENTS

|  |              |                  |
|--|--------------|------------------|
| EXIT AND EMERGENCY HEIGHT AND SPACING GUIDE.....55 | CEW.....61   | CU2SQ.....66     |
| CC.....56  | CC SQ.....62 | CU2FO.....66     |
| CE.....57  | CCE.....62   | CU2SO.....67     |
| CELEM.....58                                       | CEL.....63   | CUW.....67       |
| CPL25.....58                                       | RME.....64   | CSWEU2LED.....68 |
| CELC.....59  | CSR.....64   | CUSO.....68      |
| CS.....60  | CU2W.....65  | CIR.....69       |
| CWC.....61   | CU2.....65   | COR.....69       |



# EXIT AND EMERGENCY

## HEIGHT AND SPACING GUIDE



All multiple unit spacing and mounting height suggestions are based on a 6' path to obtain 1 footcandle average illumination. This information to be used as a product reference only. To obtain additional performance information, please refer to the specification sheet available at [www.dual-lite.com](http://www.dual-lite.com)

# CC

## COMBINATION EXIT/UNIT

- White or black housing made of high impact UL flame rated thermoplastic
- Molded-in template for quick installation
- Lamp-heads are fully adjustable
- Remote capacity or extended run-time option
- Matching indoor or outdoor remote heads CIRS, CIRD, CORD, CORS
- UL924 damp location listed



### OPTIONS



- Black or white finish
- Red or green Switchable LED
- Wall or canopy mount



| Length  | Width  | Height | Weight  |
|---------|--------|--------|---------|
| 18.0in. | 2.0in. | 7.2in. | 2.5lbs. |

| Part #   | Catalog # | UPC          | Remote Capacity | Self Diagnostics | Letter Color | Housing Color | Faces     | Battery Type | Stock Location |    |    |    | CEC T20 | Ctn Qty |
|----------|-----------|--------------|-----------------|------------------|--------------|---------------|-----------|--------------|----------------|----|----|----|---------|---------|
|          |           |              |                 |                  |              |               |           |              | CA             | GA | IL | NJ |         |         |
| 93104746 | CCRG      | 782520871635 |                 |                  | Both         | White         | Universal | NiCad        | .              | .  | .  | .  | .       | 6       |
| 93104747 | CCRGB     | 782520871642 |                 |                  | Both         | Black         | Universal | NiCad        | .              | .  | .  | .  | .       | 6       |
| 93104748 | CCRGRC    | 782520871659 | .               |                  | Both         | White         | Universal | NiMh         | .              | .  | .  | .  | .       | 6       |
| 93104749 | CCRGRCB   | 782520871666 | .               |                  | Both         | Black         | Universal | NiMh         | .              | .  | .  | .  | .       | 6       |
| 93043109 | CCR       | 856143001400 |                 |                  | Red          | White         | Universal | NiCad        | .              | .  | .  | .  | .       | 6       |
| 93053078 | CCRB      | 782520867096 |                 |                  | Red          | Black         | Universal | NiCad        | .              | .  | .  | .  | .       | 6       |
| 93043110 | CCG       | 856143001417 |                 |                  | Green        | White         | Universal | NiCad        | .              | .  | .  | .  | .       | 6       |
| 93053079 | CCGB      | 782520867102 |                 |                  | Green        | Black         | Universal | NiCad        | .              | .  | .  | .  | .       | 6       |
| 93043111 | CCRRRC    | 856143001424 | .               |                  | Red          | White         | Universal | NiMh         | .              | .  | .  | .  | .       | 6       |
| 93053080 | CCRRCB    | 782520867119 | .               |                  | Red          | Black         | Universal | NiMh         | .              | .  | .  | .  | .       | 6       |
| 93043112 | CCGRC     | 856143001431 |                 |                  | Green        | White         | Universal | NiMh         | .              | .  | .  | .  | .       | 6       |
| 93091661 | CCRS      | 856143002391 | .               |                  | Red          | White         | Universal | NiCad        | .              | .  | .  | .  | .       | 6       |
| 93091662 | CCGS      | 856143002407 | .               |                  | Green        | White         | Universal | NiCad        | .              | .  | .  | .  | .       | 6       |
| 93091659 | CCRRCS    | 856143002377 | .               |                  | Red          | White         | Universal | NiMh         | .              | .  | .  | .  | .       | 6       |
| 93091660 | CCGRCS    | 856143002384 | .               |                  | Green        | White         | Universal | NiMh         | .              | .  | .  | .  | .       | 6       |

Note: Remote Capacity Unit will only power the Compass Indoor and Outdoor Remote (CIR and COR Series)  
See page 69 for Remote information

# CE

## EXIT SIGN

- Molded-in template for quick installation
- Universal single or double-face
- Remote capacity or extended run-time option
- Matching indoor or outdoor remote heads CIRS, CIRD, CORD, CORS
- UL924 damp location listed
- Universal face



### OPTIONS



- Black or white finish
- Red or green Switchable LED
- Wall or canopy mount



| Length  | Width  | Height | Weight  |
|---------|--------|--------|---------|
| 12.6in. | 2.0in. | 8.2in. | 2.0lbs. |

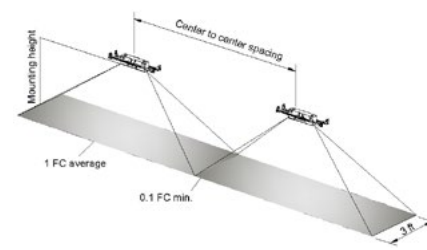
| Part #   | Catalog # | UPC          | Remote Capacity | Self Diagnostics | Letter Color | Housing Color | Battery Type | CEC T20 | Damp Location 10° to 40° | Stock Location |    |    |    | Ctn Qty |
|----------|-----------|--------------|-----------------|------------------|--------------|---------------|--------------|---------|--------------------------|----------------|----|----|----|---------|
|          |           |              |                 |                  |              |               |              |         |                          | CA             | GA | IL | NJ |         |
| 93104742 | CARG      | 782520871598 |                 |                  | Both         | White         | AC Only      |         | .                        | .              | .  | .  | 6  |         |
| 93104743 | CARGB     | 782520871604 |                 |                  | Both         | Black         | AC Only      |         | .                        | .              | .  | .  | 6  |         |
| 93104744 | CERG      | 782520871611 |                 |                  | Both         | White         | NiCad        | .       | .                        | .              | .  | .  | 6  |         |
| 93104745 | CERGB     | 782520871628 |                 |                  | Both         | Black         | NiCad        | .       | .                        | .              | .  | .  | 6  |         |
| 93081857 | CAR       | 856143002209 |                 | .                | Red          | White         | AC Only      |         | .                        | .              | .  | .  | 6  |         |
| 93081858 | CAG       | 856143002216 |                 | .                | Green        | White         | AC Only      |         | .                        | .              | .  | .  | 6  |         |
| 93081859 | CARB      | 856143002223 |                 | .                | Red          | Black         | AC Only      |         | .                        | .              | .  | .  | 6  |         |
| 93081860 | CAGB      | 856143002230 |                 | .                | Green        | Black         | AC Only      |         | .                        | .              | .  | .  | 6  |         |
| 93043113 | CER       | 856143001448 |                 |                  | Red          | White         | NiCad        | .       | .                        | .              | .  | .  | 6  |         |
| 93053081 | CERB      | 782520867126 |                 |                  | Red          | Black         | NiCad        | .       | .                        | .              | .  | .  | 6  |         |
| 93043114 | CEG       | 856143001455 |                 |                  | Green        | White         | NiCad        | .       | .                        | .              | .  | .  | 6  |         |
| 93053082 | CEGB      | 782520867133 |                 |                  | Green        | Black         | NiCad        | .       | .                        | .              | .  | .  | 6  |         |
| 93043116 | CERRC     | 856143001462 | .               |                  | Red          | White         | NiMh         | .       | .                        | .              | .  | .  | 6  |         |
| 93053083 | CERRCB    | 782520867140 | .               |                  | Red          | Black         | NiMh         | .       | .                        | .              | .  | .  | 6  |         |
| 93043117 | CEGRC     | 856143001479 | .               |                  | Green        | White         | NiMh         | .       | .                        | .              | .  | .  | 6  |         |
| 93091663 | CERS      | 856143002414 | .               |                  | Red          | White         | NiCad        | .       | .                        | .              | .  | .  | 6  |         |
| 93091664 | CEGSD     | 856143002421 | .               |                  | Green        | White         | NiCad        | .       | .                        | .              | .  | .  | 6  |         |

Note: Remote Capacity Unit will only power the Compass Indoor and Outdoor Remote (CIR and COR Series)  
See page 69 for Remote information

# CELEM

## RECESSED EMERGENCY LIGHT

- LED life-cycle exceeding 10 years
- Battery re-charge within 24 hours
- Damp location listed 10°C to 40°C (50°F to 104°F)
- Dual-voltage 120 or 277V AC, 60 Hz. input
- Includes long-life Nickel Metal Hydride battery for UL recognized 90 minute emergency lighting
- Provided with test switch and AC-On indicator



| Length  | Width  | Height | Weight  |
|---------|--------|--------|---------|
| 10.0in. | 2.0in. | 3.0in. | 3.0lbs. |


- 2<sup>yr</sup> WARRANTY
- LED
- EMERGENCY 90 MINUTES

| Part #   | Catalog # | UPC          | Lumens | Battery Type | Mounting Height   |                  | Damp Location | Stock Location |    |    |    | Ctn Qty |
|----------|-----------|--------------|--------|--------------|-------------------|------------------|---------------|----------------|----|----|----|---------|
|          |           |              |        |              | Spacing at 7.5ft. | Spacing at 10ft. |               | CA             | GA | IL | NJ |         |
| 93116100 | CELEM     | 782520871796 | 250    | NiMh         | 24ft.             | 34ft.            | .             | .              | .  | .  | .  | 6       |
| 93116101 | CELEMHO   | 782520871802 | 400    | NiMh         | 30ft.             | 30ft.            | .             | .              | .  | .  | .  | 6       |

# CPL25

## LED EMERGENCY BATTERY PACK

- 90 Minutes of full lumen output
- 25 Watt output capacity
- Auto-Select 120/277V AC input/output
- Compatible with switched and unswitched loads
- Full battery recharge in 32 hours after complete discharge
- Remote test switch included standard
- Damp location listed for 20°C to 40°C operation



### Accessories



CRTS-Remote test switch

| Length  | Width  | Height | Weight  |
|---------|--------|--------|---------|
| 15.8in. | 3.3in. | 3.0in. | 7.7lbs. |

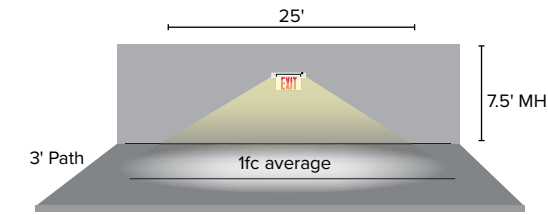
- 2<sup>yr</sup> WARRANTY
- LED
- EMERGENCY 90 MINUTES

| Part #      | Catalog # | UPC          | Self Diagnostics | Load       | Battery Type | Energy Consumption |         | Charge Current | Input/Output | Stock Location |    |    |    | Ctn Qty |
|-------------|-----------|--------------|------------------|------------|--------------|--------------------|---------|----------------|--------------|----------------|----|----|----|---------|
|             |           |              |                  |            |              | 120/VAC            | 227/VAC |                |              | CA             | GA | IL | NJ |         |
| 93104398    | CPL25     | 782520871703 | Yes              | Up to 25 W | NiCad        | 9W                 | 11W     | 450mA          | 120/277 VAC  | .              | .  | .  | .  | 2       |
| Accessories |           |              |                  |            |              |                    |         |                |              |                |    |    |    |         |
| 93116849    | CRTS      | 782520871703 | -                | -          | -            | -                  | -       | -              | -            | .              | .  | .  | .  | 10      |

# CELC

## EDGE-LIT COMBINATION EXIT AND EMERGENCY EXIT

- LED life cycle more than 10 years
- Quick installation
- Dual-voltage 120 or 277V AC input
- Includes long-life Nickel Metal Hydride battery for UL recognized 90 minute emergency lighting
- Damp location listed
- Fully adjustable lamp-heads
- Provided with test switch and AC-On indicator



| Length  | Width  | Height | Weight  |
|---------|--------|--------|---------|
| 17.2in. | 0.2in. | 9.9in. | 7.0lbs. |


- 2<sup>yr</sup> WARRANTY
- LED
- EMERGENCY 90 MINUTES

| Part #   | Catalog # | UPC          | Lumens | Test Switch | AC On Indicator | Mounting Type | Battery Type | # of Faces | Face Color | Stock Location |    |    |    | Ctn Qty |
|----------|-----------|--------------|--------|-------------|-----------------|---------------|--------------|------------|------------|----------------|----|----|----|---------|
|          |           |              |        |             |                 |               |              |            |            | CA             | GA | IL | NJ |         |
| 93116092 | CELCR1RN  | 782520871710 | 250    | .           | .               | Recessed      | NiMh         | Single     | Red        | .              | .  | .  | .  | 4       |
| 93116093 | CELCR2RN  | 782520871727 | 250    | .           | .               | Recessed      | NiMh         | Double     | Red        | .              | .  | .  | .  | 4       |
| 93116094 | CELCR1GN  | 782520871734 | 250    | .           | .               | Recessed      | NiMh         | Single     | Green      | .              | .  | .  | .  | 4       |
| 93116095 | CELCR2GN  | 782520871741 | 250    | .           | .               | Recessed      | NiMh         | Double     | Green      | .              | .  | .  | .  | 4       |
| 93116096 | CELCS1RN  | 782520871758 | 250    | .           | .               | Surface       | NiMh         | Single     | Red        | .              | .  | .  | .  | 4       |
| 93116097 | CELCS2RN  | 782520871765 | 250    | .           | .               | Surface       | NiMh         | Double     | Red        | .              | .  | .  | .  | 4       |
| 93116098 | CELCS1GN  | 782520871772 | 250    | .           | .               | Surface       | NiMh         | Single     | Green      | .              | .  | .  | .  | 4       |
| 93116099 | CELCS2GN  | 782520871789 | 250    | .           | .               | Surface       | NiMh         | Double     | Green      | .              | .  | .  | .  | 4       |

# CS

## EMERGENCY LIGHT

- Exit face-plate and lamp-head shield made from high impact, UV stable polycarbonate
- LED based exit, emergency light for wall, ceiling or end mounting
- Includes Self-Test, Self-Diagnostics
- Fully adjustable LED lamp-heads at 3.6W each
- UL924 wet location listed



Durable aluminum housing



Push to test button

| Fixture          | Length  | Width  | Height | Weight  |
|------------------|---------|--------|--------|---------|
| CS (with symbol) | 18.6in. | 2.0in. | 7.7in. | 6.1lbs. |
| CS (no symbol)   | 13.0in. | 2.0in. | 7.7in. | 4.0lbs. |

| Part #   | Catalog # | UPC          | Dynamic Accessibility Symbol | Input Voltage |        | Power |      | Battery Type | Letter Color | Faces     | Stock Location |    |    |    | Ctn Qty |
|----------|-----------|--------------|------------------------------|---------------|--------|-------|------|--------------|--------------|-----------|----------------|----|----|----|---------|
|          |           |              |                              | 120V          | 277V   | 120V  | 277V |              |              |           | CA             | GA | IL | NJ |         |
| 93099151 | CSAUDR    | 856143002452 | •                            | 0.054W        | 0.024W | 6.4W  | 6.7W | AC Only      | Red          | Universal |                |    |    |    | 6       |
| 93099152 | CSAUDG    | 856143002469 | •                            | 0.046W        | 0.021W | 5.4W  | 5.7W | AC Only      | Green        | Universal |                |    |    |    | 6       |
| 93099153 | CSEUDR    | 856143002476 | •                            | 0.057W        | 0.027W | 6.8W  | 7.5W | NiMH         | Red          | Universal |                |    |    |    | 6       |
| 93099154 | CSEUDG    | 856143002483 | •                            | 0.059W        | 0.028W | 7.0W  | 7.0W | NiMH         | Green        | Universal |                |    |    |    | 6       |
| 93099155 | CSAUER    | 856143002490 |                              | 0.027W        | 0.012W | 3.1W  | 3.2W | AC Only      | Red          | Universal |                |    |    |    | 8       |
| 93099156 | CSAUEG    | 856143002506 |                              | 0.044W        | 0.02W  | 5.1W  | 5.3W | AC Only      | Green        | Universal |                |    |    |    | 8       |
| 93099157 | CSEUER    | 856143002513 |                              | 0.031W        | 0.013W | 3.5W  | 3.6W | NiMH         | Red          | Universal |                |    |    |    | 8       |
| 93099158 | CSEUEG    | 856143002520 |                              | 0.056W        | 0.026W | 6.5W  | 7.1W | NiMH         | Green        | Universal |                |    |    |    | 8       |

# CWC

## WET LOCATION EXIT, EMERGENCY LIGHT

- Exit face-plate and lamp-head shield made from high impact, UV stable polycarbonate
- Magnetic test switch and AC-On indicator
- Includes Self-Test, Self-Diagnostics
- Fully adjustable LED lamp-heads at 3.6W each
- UL924 wet location listed



Magnetic test switch and AC-On indicator



Wet location gasketed housing



| Length  | Width  | Height  | Weight  |
|---------|--------|---------|---------|
| 12.4in. | 4.0in. | 13.6in. | 8.0lbs. |

| Part #   | Catalog # | UPC          | Faces  | Letter Color | Input Watts |        | Input Amps |        | Cold Temp. Operation | Battery Type | Stock Location |    |    |    | Ctn Qty |
|----------|-----------|--------------|--------|--------------|-------------|--------|------------|--------|----------------------|--------------|----------------|----|----|----|---------|
|          |           |              |        |              | 120V        | 277V   | 120V       | 277V   |                      |              | CA             | GA | IL | NJ |         |
| 93063664 | CWC1RW    | 856143001837 | Single | Red          | 5.2W        | 5.2W   | 0.05A      | 0.022A |                      | NiCad        |                |    |    |    | 4       |
| 93063665 | CWC2RW    | 856143001844 | Double | Red          | 5.2W        | 5.2W   | 0.05A      | 0.022A |                      | NiCad        |                |    |    |    | 4       |
| 93063666 | CWC1GW    | 856143001851 | Single | Green        | 5.2W        | 5.1W   | 0.05A      | 0.021A |                      | NiCad        |                |    |    |    | 4       |
| 93063667 | CWC2GW    | 856143001868 | Double | Green        | 5.2W        | 5.1W   | 0.05A      | 0.021A |                      | NiCad        |                |    |    |    | 4       |
| 93063668 | CWC1RW-CT | 856143001875 | Single | Red          | 33.6W       | 147.2W | 0.288A     | 0.536A | •                    | NiCad        |                |    |    |    | 4       |
| 93063669 | CWC2RW-CT | 856143001882 | Double | Red          | 33.6W       | 147.2W | 0.288A     | 0.536A | •                    | NiCad        |                |    |    |    | 4       |
| 93063670 | CWC1GW-CT | 856143001899 | Single | Green        | 33.6W       | 147.1W | 0.288A     | 0.536A | •                    | NiCad        |                |    |    |    | 4       |
| 93063671 | CWC2GW-CT | 856143001905 | Double | Green        | 33.6        | 147.1  | 0.288      | 0.536  | •                    | NiCad        |                |    |    |    | 4       |

# CEW

## WET LOCATION EXIT

- LED life-cycle of more than 10 years
- Dual-voltage 120 or 277V AC input
- Housing is corrosion resistant and face-plate is fully gasketed
- Wet location listed (-20°C to 50°C)
- Provided with test switch and AC-On indicator
- Canopy included
- 24hr. re-charge



Wet Location gasketed Housing



| Length  | Width  | Height | Weight  |
|---------|--------|--------|---------|
| 12.5in. | 2.5in. | 8.5in. | 4.3lbs. |

| Part #   | Catalog # | UPC          | Letter Color | Faces  | Battery Type | CEC T20 | Stock Location |    |    |    | Ctn Qty |
|----------|-----------|--------------|--------------|--------|--------------|---------|----------------|----|----|----|---------|
|          |           |              |              |        |              |         | CA             | GA | IL | NJ |         |
| 93047782 | CEWSRE    | 856143001646 | Red          | Single | NiCad        | •       | •              | •  |    |    | 6       |
| 93047783 | CEWDRE    | 856143001653 | Red          | Double | NiCad        | •       | •              | •  |    |    | 6       |
| 93047784 | CEWSGE    | 856143001660 | Green        | Single | NiCad        | •       | •              |    |    |    | 6       |
| 93047785 | CEWDGE    | 856143001677 | Green        | Double | NiCad        | •       | •              |    |    |    | 6       |

# CC SQ

## COMBINATION EXIT, UNIT WITH SQUARE HEADS

- White or black housing made of high impact UL flame rated thermoplastic
- Molded-in template for quick installation
- Square heads are fully adjustable
- Remote capacity or extended run-time option
- Matching indoor or outdoor remote heads CIRS, CIRD, CORD, CORS
- UL924 damp location listed
- Test switch and AC-On indicator
- Wall or ceiling mount



Test Switch and AC-On indicator



Fully adjustable lamp heads



| Length  | Width  | Height | Weight  |
|---------|--------|--------|---------|
| 18.0in. | 2.0in. | 7.2in. | 2.5lbs. |

| Part #   | Catalog # | UPC          | Faces     | Letter Color | Energy Consumption |        | Battery Type | Stock Location |    |    |    | Ctn Qty |
|----------|-----------|--------------|-----------|--------------|--------------------|--------|--------------|----------------|----|----|----|---------|
|          |           |              |           |              | 120VAC             | 277VAC |              | CA             | GA | IL | NJ |         |
| 93081855 | CCRHOSQ   | 856143002186 | Universal | Red          | 3.9W               | 3.91W  | NiCad        | .              | .  | .  | .  | 6       |
| 93081856 | CCGHOSQ   | 856143002193 | Universal | Green        | 5.0W               | 4.85W  | NiCad        | .              | .  | .  | .  | 6       |

# CCE

## THIN DIE-CAST EXIT

- LED life-cycle of more than 10 years
- Molded-in template for quick installation
- Dual-voltage 120 or 277V AC input
- Emergency models include long-life 2.4VDC nickel cadmium battery for UL recognized 90 minute operation
- Damp location listed (0° to 50°C)
- Provided with test switch and AC-On indicator
- Canopy included
- 24hr. re-charge



Thin, brushed aluminum face



| Length  | Width  | Height | Weight  |
|---------|--------|--------|---------|
| 11.6in. | 0.8in. | 7.7in. | 2.8lbs. |

| Part #   | Catalog # | UPC          | Faces  | Letter Color | Input Watts |        | Battery Type | Stock Location |    |    |    | Ctn Qty |
|----------|-----------|--------------|--------|--------------|-------------|--------|--------------|----------------|----|----|----|---------|
|          |           |              |        |              | 120VAC      | 277VAC |              | CA             | GA | IL | NJ |         |
| 93047786 | CCESRE    | 856143001684 | Single | Red          | 1W          | 1W     | NiCad        | .              | .  | .  | .  | 8       |
| 93047787 | CCEDRE    | 856143001691 | Double | Red          | 1W          | 1W     | NiCad        | .              | .  | .  | .  | 8       |
| 93047788 | CCESGE    | 856143001707 | Single | Green        | 1W          | 1W     | NiCad        | .              | .  | .  | .  | 8       |
| 93047789 | CCEDGE    | 856143001714 | Double | Green        | 1W          | 1W     | NiCad        | .              | .  | .  | .  | 8       |
| 93047790 | CCESR     | 856143001721 | Single | Red          | 1W          | 1W     | AC Only      | .              | .  | .  | .  | 8       |
| 93047791 | CCEDR     | 856143001738 | Double | Red          | 1W          | 1W     | AC Only      | .              | .  | .  | .  | 8       |
| 93047792 | CCESG     | 856143001745 | Single | Green        | 1W          | 1W     | AC Only      | .              | .  | .  | .  | 8       |
| 93047793 | CCEDG     | 856143001752 | Double | Green        | 1W          | 1W     | AC Only      | .              | .  | .  | .  | 8       |

# CEL

## EDGE-LIT EXIT

- AC only or emergency models
- LED life-cycle of more than 10 years
- Damp location listed 20°C to 30°C (68°F to 86°F)
- Dual-voltage 120 or 277V AC input
- Low input power consumption at 3.72 Watts
- Field installed directional arrow indicators with template
- Mirror divider on single and double-face models
- Provided with test switch and AC-On indicator
- Canopy included for surface mount model



Test switch and AC-On indicator  
Edge-Lit exit sign with field installed directional arrows



| Fixture           | Length  | Width  | Height  | Weight      |
|-------------------|---------|--------|---------|-------------|
| CEL-wall mount    | 13.0in. | 3.5in. | 9.6in.  | 3.0-3.2lbs. |
| CEL-ceiling mount | 15.0in. | 4.0in. | 10.3in. | 5.9-6.1lbs  |

| Part #   | Catalog # | UPC          | Letter Color | Mounting | Faces  | Battery Type | Stock Location |    |    |    | Ctn Qty |
|----------|-----------|--------------|--------------|----------|--------|--------------|----------------|----|----|----|---------|
|          |           |              |              |          |        |              | CA             | GA | IL | NJ |         |
| 93070938 | CELS1RN   | 856143002292 | Red          | Surface  | Single | AC Only      | .              | .  | .  | .  | 6       |
| 93091653 | CELS1GN   | 856143002315 | Green        | Surface  | Single | AC Only      | .              | .  | .  | .  | 6       |
| 93070939 | CELS2RN   | 856143002308 | Red          | Surface  | Double | AC Only      | .              | .  | .  | .  | 6       |
| 93091654 | CELS2GN   | 856143002322 | Green        | Surface  | Double | AC Only      | .              | .  | .  | .  | 6       |
| 93070934 | CELR1RN   | 856143002254 | Red          | Recessed | Single | AC Only      | .              | .  | .  | .  | 3       |
| 93070936 | CELR1GN   | 856143002278 | Green        | Recessed | Single | AC Only      | .              | .  | .  | .  | 3       |
| 93070935 | CELR2RN   | 856143002261 | Red          | Recessed | Double | AC Only      | .              | .  | .  | .  | 3       |
| 93070937 | CELR2GN   | 856143002285 | Green        | Recessed | Double | AC Only      | .              | .  | .  | .  | 3       |
| 93043118 | CELS1RNE  | 856143001547 | Red          | Surface  | Single | NiCad        | .              | .  | .  | .  | 6       |
| 93043119 | CELS1GNE  | 856143001554 | Green        | Surface  | Single | NiCad        | .              | .  | .  | .  | 6       |
| 93043120 | CELS2RNE  | 856143001561 | Red          | Surface  | Double | NiCad        | .              | .  | .  | .  | 6       |
| 93043121 | CELS2GNE  | 856143001578 | Green        | Surface  | Double | NiCad        | .              | .  | .  | .  | 6       |
| 93043122 | CELR1RNE  | 856143001585 | Red          | Recessed | Single | NiCad        | .              | .  | .  | .  | 3       |
| 93043123 | CELR1GNE  | 856143001592 | Green        | Recessed | Single | NiCad        | .              | .  | .  | .  | 3       |
| 93043124 | CELR2RNE  | 856143001608 | Red          | Recessed | Double | NiCad        | .              | .  | .  | .  | 3       |
| 93043125 | CELR2GNE  | 856143001615 | Green        | Recessed | Double | NiCad        | .              | .  | .  | .  | 3       |

# RME

## RUNNING MAN EXIT SIGN

- Optional Self-Test, Self-Diagnostic feature to monitor proper operation
- Quick installation
- 120 through 347VAC, 50/60Hz.
- Includes long-life 4.8V DC nickel cadmium battery
- Full re-charge within 24 hours
- AC-On and test switch
- Fully automatic two-stage charger
- Wall, end or ceiling mount
- Canopy provided

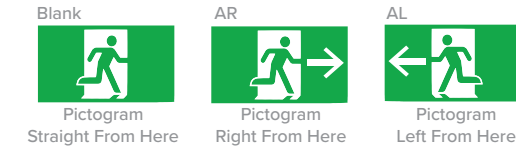


Powder coated, 20 gauge steel construction

Test switch and AC-On indicator



Panel options



| Length  | Width  | Height | Weight  |
|---------|--------|--------|---------|
| 14.1in. | 5.6in. | 5.5in. | 6.0lbs. |

| Part#    | Catalog # | UPC          | Faces            | Self Diagnostics | Battery Type | Input Watts |        | Input Amps |        | Stock Location |    |    |    | Ctn Qty |
|----------|-----------|--------------|------------------|------------------|--------------|-------------|--------|------------|--------|----------------|----|----|----|---------|
|          |           |              |                  |                  |              | 120VAC      | 277VAC | 120VAC     | 277VAC | CA             | GA | IL | NJ |         |
| 93069595 | RMEUW     | 856143001998 | Universal Single |                  | AC Only      | 1.4W        | 2.6W   | 0.09A      | 0.27A  | •              | •  |    |    | 12      |
| 93069596 | RMEUWE    | 856143002001 | Universal Single |                  | NiCad        | 1.2W        | 2.2W   | 0.06A      | 0.19A  | •              | •  |    |    | 12      |
| 93069597 | RMEUWE-SD | 856143002018 | Universal Single | •                | NiCad        | 1.9W        | 3.6W   | 0.09A      | 0.27A  | •              | •  |    |    | 12      |

# CSR

## INTERNATIONAL SALIDA EXIT

- Meets international input voltage installation
- Molded-in template for quick installation
- Universal single or double face SALIDA panel
- Optional long-life 4.8V nickel cadmium battery for 90 minute emergency lighting
- Provided with test switch and AC-On indicator



High impact thermoplastic housing

Test switch and AC-On indicator



| Length  | Width  | Height | Weight  |
|---------|--------|--------|---------|
| 12.6in. | 2.0in. | 7.2in. | 2.0lbs. |

| Part #   | Catalog # | UPC          | Faces     | Input Watts |        | Input Amps |        | Battery Type | Stock Location |    |    |    | Ctn Qty |
|----------|-----------|--------------|-----------|-------------|--------|------------|--------|--------------|----------------|----|----|----|---------|
|          |           |              |           | 120VAC      | 277VAC | 120VAC     | 277VAC |              | CA             | GA | IL | NJ |         |
| 93058261 | CSREIV    | 856143001790 | Universal | 3.8W        | 3.8W   | 0.034A     | 0.02A  | NiCad        | •              | •  |    |    | 6       |
| 93058260 | CSRIV     | 856143001783 | Universal | 3.8W        | 3.8W   | 0.034A     | 0.02A  | AC Only      | •              | •  |    |    | 6       |

# CU2W

## WET LOCATION EMERGENCY LIGHT

- LED life-cycle of more than 10 years
- Quick installation
- Dual-voltage 120 or 277V AC input
- Includes long-life 9.6VDC nickel cadmium battery for UL recognized 90 minute operation
- Remote capacity or extended runtime option
- Wet location listed (0°C to 50°C)
- Fully adjustable lamp-heads
- Provided with water-proof test switch and AC-On indicator



Gasketed lamp-heads for wet location listing



Water-proof test switch and AC-On indicator



Matching Wet Location Remote Heads


| Length | Width  | Height  | Weight  |
|--------|--------|---------|---------|
| 8.0in. | 3.6in. | 12.2in. | 7.5lbs. |

| Part #   | Catalog # | UPC          | Finish | Input Watts |        | Input Amps |        | Battery Type | Stock Location |    |    |    | Carton Qty |
|----------|-----------|--------------|--------|-------------|--------|------------|--------|--------------|----------------|----|----|----|------------|
|          |           |              |        | 120VAC      | 277VAC | 120VAC     | 277VAC |              | CA             | GA | IL | NJ |            |
| 93047780 | CU2WG     | 856143001622 | Grey   | 2.7W        | 2.7W   | 0.03A      | 0.013A | NiCad        | •              | •  | •  | •  | 4          |
| 93047781 | CU2WB     | 856143001639 | Black  | 2.7W        | 2.7W   | 0.03A      | 0.013A | NiCad        | •              | •  |    |    | 4          |

# CU2

## EMERGENCY LIGHT

- LED life-cycle of more than 10 years
- Quick installation
- Dual-voltage 120 or 277V AC input
- Remote capacity or extended runtime option
- Damp location listed 20°C to 30°C (68°F to 86°F)
- Fully adjustable, glare-free, lamp-heads
- Provided with test switch and AC-On indicator
- Wall or ceiling mount



Test switch and AC-On indicator



| Length | Width  | Height | Weight  |
|--------|--------|--------|---------|
| 9.0in. | 2.7in. | 4.0in. | 1.0lbs. |

| Part #   | Catalog # | UPC          | Finish Color | Remote Capacity | Self-Test/ Self-Diagnostics | CEC T20 Compliant | Battery Type | Energy Consumption |        | Stock Location |    |    |    | Carton Qty |
|----------|-----------|--------------|--------------|-----------------|-----------------------------|-------------------|--------------|--------------------|--------|----------------|----|----|----|------------|
|          |           |              |              |                 |                             |                   |              | 120VAC             | 277VAC | CA             | GA | IL | NJ |            |
| 93043107 | CU2       | 856143001486 | White        |                 |                             | •                 | NiCad        | .56W               | .54W   | •              | •  | •  | •  | 12         |
| 93053076 | CU2B      | 782520867072 | Black        |                 |                             | •                 | NiCad        | .56W               | .54W   | •              | •  |    |    | 12         |
| 93043108 | CU2RC     | 856143001493 | White        | •               |                             |                   | NiMh         | .92W               | 1.62W  | •              | •  | •  | •  | 12         |
| 93053077 | CU2RCB    | 782520867089 | Black        | •               |                             |                   | NiMh         | .92W               | 1.62W  | •              | •  |    |    | 12         |
| 93091657 | CU2SD     | 856143002353 | White        |                 | •                           | •                 | NiCad        | .56W               | .54W   | •              | •  | •  | •  | 12         |
| 93091658 | CU2RCS    | 856143002360 | White        | •               | •                           |                   | NiMh         | .92W               | 1.62W  | •              | •  | •  |    | 12         |

Note: Remote Capacity Unit will only power the Compass Indoor and Outdoor Remote (CIR and COR Series)

# CU2SQ

## EMERGENCY LIGHT WITH SQUARE HEADS

- LED life-cycle of more than 10 years
- Quick installation
- Dual-voltage 120 or 277V AC input
- Damp location listed 20°C to 30°C (68°F to 86°F)
- Fully adjustable lamp-heads
- Provided with test switch and AC-On indicator
- Remote capacity (RC) models and AC-On indicator
- Wall or ceiling mount



Test switch and AC-On indicator



| Length  | Width  | Height | Weight  |
|---------|--------|--------|---------|
| 12.3in. | 3.6in. | 4.3in. | 1.0lbs. |

| Part #   | Catalog # | UPC          | Finish Color | Battery Type | Self-Test/ Self-Diagnostics | Remote Capacity | Energy Consumption |        | Stock Location |    |    |    | Ctn Qty |
|----------|-----------|--------------|--------------|--------------|-----------------------------|-----------------|--------------------|--------|----------------|----|----|----|---------|
|          |           |              |              |              |                             |                 | 120VAC             | 277VAC | CA             | GA | IL | NJ |         |
| 93081852 | CU2SQ     | 856143002155 | White        | NiCad        |                             |                 | 1.8W               | 1.8W   | .              | .  | .  | .  | 12      |
| 93081853 | CU2SQB    | 856143002162 | Black        | NiCad        |                             |                 | 1.8W               | 1.8W   | .              | .  | .  | .  | 12      |
| 93081854 | CU2RCSQ   | 856143002179 | White        | NiMh         |                             | •               | 2.5W               | 2.5W   | .              | .  | .  | .  | 12      |
| 93091665 | CU2SQSD   | 856143002438 | White        | NiMh         | •                           | •               | 1.8W               | 1.8W   | .              | .  | .  | .  | 12      |
| 93091666 | CU2RCSQSD | 856143002445 | White        | NiMh         | •                           | •               | 2.5W               | 2.5W   | .              | .  | .  | .  | 12      |

# CU2FO

## FIXED OPTIC LED EMERGENCY LIGHT

- LED life-cycle of more than 10 years
- Quick installation
- Dual-voltage 120 or 277V AC input
- Includes long-life nickel cadmium battery for UL recognized 90 minute emergency lighting
- 12 LEDs per lamp-head for bright and even illumination
- Damp location listed 20°C to 30°C (68°F to 86°F)
- Provided with test switch and AC-On indicator
- Wall or ceiling mount



Fixed Optics



Test switch and AC-On indicator



| Length  | Width  | Height | Weight  |
|---------|--------|--------|---------|
| 13.3in. | 3.3in. | 5.6in. | 2.0lbs. |

| Part #   | Catalog # | UPC          | Finish Color | Battery Type | Energy Consumption |        | Stock Location |    |    |    | Ctn Qty |
|----------|-----------|--------------|--------------|--------------|--------------------|--------|----------------|----|----|----|---------|
|          |           |              |              |              | 120VAC             | 277VAC | CA             | GA | IL | NJ |         |
| 93091656 | CU2FO     | 856143002346 | White        | NiCad        | 2.4W               | 2.3W   | .              | .  | .  | .  | 12      |

# CU2SO

## SHIELDED OUTDOOR LED EMERGENCY LIGHT

- LED life-cycle of more than 10 years
- Quick installation
- Dual-voltage 102/277VAC input
- Includes long-life nickel cadmium battery for UL recognized 90 minute emergency lighting
- Wet location listed 0°C to 40°C (32°F to 104°F)
- Fully adjustable lamp-heads
- Includes test switch and AC-On indicator



Test switch and AC-On indicator



Fully adjustable optics and fully gasketed shield



| Length  | Width  | Height | Weight  |
|---------|--------|--------|---------|
| 11.6in. | 4.0in. | 5.2in. | 3.0lbs. |

| Part #   | Catalog # | UPC          | Finish Color | Battery Type | Energy Consumption |        | Stock Location |    |    |    | Ctn Qty |
|----------|-----------|--------------|--------------|--------------|--------------------|--------|----------------|----|----|----|---------|
|          |           |              |              |              | 120VAC             | 277VAC | CA             | GA | IL | NJ |         |
| 93091655 | CU2SO     | 856143002339 | White        | NiCad        | 3.59W              | 3.40W  | .              | .  | .  | .  | 12      |


# CUW

## OUTDOOR EMERGENCY LIGHT

- Includes self-diagnostic, self-test feature to monitor proper operation
- Quick installation
- NiCad battery type
- Universal 100-300VAC input
- Includes long-life 4.8VDC nickel cadmium battery for UL recognized 90 minute operation
- Full re-charge within 24 hours
- Provided with water-proof test switch & AC-On indicator
- UL924 wet location listed, 0°C to 50°C standard model, -20°C to 40°C with optional heater



Water-proof test switch & AC-On indicator



| Length | Width  | Height  | Weight  |
|--------|--------|---------|---------|
| 6.5in. | 3.7in. | 10.4in. | 4.0lbs. |

| Part #   | Catalog #   | UPC          | Photo-Control | Self-Test/ Self-Diagnostics | Heater | Energy Consumption |        |        |        | Stock Location |    |    |    | Ctn Qty |
|----------|-------------|--------------|---------------|-----------------------------|--------|--------------------|--------|--------|--------|----------------|----|----|----|---------|
|          |             |              |               |                             |        | AC On              |        | AC Off |        | CA             | GA | IL | NJ |         |
|          |             |              |               |                             |        | 120VAC             | 277VAC | 120VAC | 277VAC |                |    |    |    |         |
| 93063364 | CUWZ-PC     | 856143001806 | .             | .                           | .      | 9.0W               | 8.8W   | 2.0W   | 2.1W   | .              | .  | .  | .  | 6       |
| 93063366 | CUWZ-HTR-PC | 856143001820 | .             | .                           | .      | 18.4W              | 58.9W  | 11.5W  | 52.1W  | .              | .  | .  | .  | 6       |

# CSWEU2LED

## SHIELDED WET LOCATION EMERGENCY LIGHT

- Poly-carbonate shield
- LED life-cycle of more than 10 years
- Molded-in template for quick installation
- UL924 Wet location listed
- Full 2 year warranty
- Test switch and AC-On indicator
- Wall or ceiling mount



Test switch and AC-On indicator



| Length  | Width  | Height | Weight  |
|---------|--------|--------|---------|
| 12.2in. | 4.8in. | 4.8in. | 2.5lbs. |

| Part #   | Catalog # | UPC          | Finish Color | Battery Type | Energy Consumption (W) |      | RDC Location |    |    |    | Ctn Qty |
|----------|-----------|--------------|--------------|--------------|------------------------|------|--------------|----|----|----|---------|
|          |           |              |              |              | 120V                   | 277V | CA           | GA | IL | NJ |         |
| 93081861 | CSWEU2LED | 856143002247 | White        | NiCad        | 1.90                   | 1.90 | .            | .  | .  | .  | 6       |

# CUSO

## SLIM AC, EMERGENCY OUTDOOR LIGHT

- Durable die-cast aluminum housing
- Includes photo-sensor and PIR sensor
- Includes Self-Test, Self-Diagnostic
- UL924 wet location listed
- DLC listed
- 5 year warranty
- Optional heater
- 120-277VAC, 60Hz input




Photo-sensor



| Length | Width  | Height | Weight  |
|--------|--------|--------|---------|
| 9.1in. | 2.5in. | 6.3in. | 4.5lbs. |

| Part #   | Catalog #    | UPC          | Finish Color | Heater | PIR Sensor | Battery Type | Stock Location |    |    |    | Ctn Qty |
|----------|--------------|--------------|--------------|--------|------------|--------------|----------------|----|----|----|---------|
|          |              |              |              |        |            |              | CA             | GA | IL | NJ |         |
| 93073366 | CUSO DB      | 856143002087 | Dark Bronze  |        |            | NiCad        | .              | .  | .  | .  | 6       |
| 93073367 | CUSO DB-H    | 856143002094 | Dark Bronze  | .      |            | NiCad        | .              | .  | .  | .  | 6       |
| 93073368 | CUSO BK      | 856143002100 | Black        |        |            | NiCad        | .              | .  | .  | .  | 6       |
| 93073369 | CUSO BK-H    | 856143002117 | Black        | .      |            | NiCad        | .              | .  | .  | .  | 6       |
| 93073370 | CUSO WH      | 856143002124 | White        |        |            | NiCad        | .              | .  | .  | .  | 6       |
| 93073371 | CUSO WH-H    | 856143002131 | White        | .      |            | NiCad        | .              | .  | .  | .  | 6       |
| 93080032 | CUSO4DB-ND   | 782520869342 | Dark Bronze  |        | .          | NiCad        | .              | .  | .  | .  | 6       |
| 93080033 | CUSO4DB-H-ND | 782520869359 | Dark Bronze  | .      | .          | NiCad        | .              | .  | .  | .  | 6       |
| 93080034 | CUSO4BK-ND   | 782520869366 | Black        |        | .          | NiCad        | .              | .  | .  | .  | 6       |
| 93080035 | CUSO4BK-H-ND | 782520869373 | Black        | .      | .          | NiCad        | .              | .  | .  | .  | 6       |
| 93080036 | CUSO4WH-ND   | 782520869380 | White        |        | .          | NiCad        | .              | .  | .  | .  | 6       |
| 93080037 | CUSO4WH-H-ND | 782520869397 | White        | .      | .          | NiCad        | .              | .  | .  | .  | 6       |

# CIR

## INDOOR REMOTE

- Fully adjustable lamp-heads
- Single or double lamp-head remote with base-plate
- UL924 damp location listed



Fully adjustable



| Fixture | Length | Width  | Height | Weight  |
|---------|--------|--------|--------|---------|
| CIRS    | 6.7in. | 2.5in. | 4.7in. | 1.0lbs. |
| CIRD    | 4.6in. | 2.6in. | 4.7in. | 1.2lbs. |

| Part #   | Catalog # | UPC          | Lamp Heads | Finish Color | Stock Location |    |    |    | Ctn Qty |
|----------|-----------|--------------|------------|--------------|----------------|----|----|----|---------|
|          |           |              |            |              | CA             | GA | IL | NJ |         |
| 93043126 | CIRS      | 856143001509 | 1          | White        | .              | .  | .  | .  | 20      |
| 93103122 | CIRSB     | 782520871253 | 1          | Black        | .              | .  | .  | .  | 20      |
| 93043127 | CIRD      | 856143001516 | 2          | White        | .              | .  | .  | .  | 12      |
| 93103123 | CIRDB     | 782520871260 | 2          | Black        | .              | .  | .  | .  | 12      |

Powered by Compass Exit, Combo or Emergency Light with Remote Capacity

# COR

## OUTDOOR REMOTE

- Fully adjustable lamp-heads
- Single or double lamp-head remote with base
- Fully gasketed for application in wet environment
- UL924 damp location listed



Gasketed for outdoor applications

Fully adjustable lamp heads



| Fixture | Length | Width  | Height | Weight  |
|---------|--------|--------|--------|---------|
| CORS    | 4.5in. | 4.5in. | 6.7in. | 1.0lbs. |
| CORD    | 7.4in. | 7.4in. | 5.6in. | 1.2lbs. |

| Part #   | Catalog # | UPC          | Lamp Heads | Finish Color | Stock Location |    |    |    | Ctn Qty |
|----------|-----------|--------------|------------|--------------|----------------|----|----|----|---------|
|          |           |              |            |              | CA             | GA | IL | NJ |         |
| 93043128 | CORS      | 856143001523 | 1          | White        | .              | .  | .  | .  | 20      |
| 93103124 | CORSB     | 782520871277 | 1          | Black        | .              | .  | .  | .  | 20      |
| 93043129 | CORD      | 856143001530 | 2          | White        | .              | .  | .  | .  | 12      |
| 93103125 | CORDB     | 782520871284 | 2          | Black        | .              | .  | .  | .  | 12      |

Powered by compass exit, combo or emergency light with remote capacity



# HUBBELL CONTROL SOLUTIONS

Lighting control technologies provide intuitive and flexible deployment options to meet code, enhance comfort, increase energy savings and improve operating efficiency for enterprises of any size.

## CONTROLS TABLE OF CONTENTS

|                                       |    |                                |    |
|---------------------------------------|----|--------------------------------|----|
| CX LIGHTING CONTROL SYSTEMS . . . . . | 71 | OMNI® LOW VOLTAGE PIR. . . . . | 76 |
| LIGHTHAWK® . . . . .                  | 72 | POWER PACKS. . . . .           | 76 |
| LIGHTHAWK®                            |    | UL924. . . . .                 | 77 |
| PRODUCT SELECTION GUIDE. . . . .      | 73 | WALLBOX DIMMERS. . . . .       | 78 |
| WASP. . . . .                         | 74 | LOW VOLTAGE SWITCHES. . . . .  | 78 |
| OMNI® DUAL TECHNOLOGY . . . . .       | 75 |                                |    |



# CX LIGHTING CONTROL SYSTEMS

## COMMERCIAL LIGHTING CONTROL PANELS, RELAY AND SWITCHES



- LCD user interface with keypad
- Astronomical and real time clock
- Programmable dry contact inputs (dependent on panel size)
- Selectable pre-programmed scenarios
- Programmable switches for a variety of button functions

| Model           | Length  | Width   | Height  | Weight   |
|-----------------|---------|---------|---------|----------|
| CX08 Panel      | 17.0in. | 14.5in. | 4.0in.  | 24.4lbs. |
| CX16 Panel      | 24.0in. | 20.0in. | 4.0in.  | 39.4lbs. |
| CX24 Panel      | 24.0in. | 20.0in. | 4.0in.  | 41.7lbs. |
| Emergency Relay | 5.5in.  | 1.6in.  | 1.5in.  | 0.2lbs.  |
| Dimming Card    | 3.5in.  | 3.5in.  | 1.75in. | 0.5lbs.  |
| Switches        | 4.3in.  | 1.1in.  | 1.1in.  | 0.2lbs.  |

| Part #      | Catalog #   | UPC          | Relay | # of Relays     | Voltage    | Stock Location |    |    |    |
|-------------|-------------|--------------|-------|-----------------|------------|----------------|----|----|----|
|             |             |              |       |                 |            | CA             | GA | IL | NJ |
| Panels      |             |              |       |                 |            |                |    |    |    |
| CX082S083LM | CX082S083LM | 640181200631 | 8     | 1-Pole Latching | 120/277VAC |                |    |    |    |
| CX162S163LM | CX162S163LM | 640181200938 | 16    | 1-Pole Latching | 120/277VAC |                |    |    |    |
| CX242S243LM | CX242S243LM | 640181201058 | 24    | 1-Pole Latching | 120/277VAC |                |    |    |    |

| Part #          | Catalog # | UPC          | Relay    | SCCR Rating | Voltage        | Stock Location |    |    |    |
|-----------------|-----------|--------------|----------|-------------|----------------|----------------|----|----|----|
|                 |           |              |          |             |                | CA             | GA | IL | NJ |
| Emergency Relay |           |              |          |             |                |                |    |    |    |
| CX3LEM          | CX3LEM    | 640181729330 | Latching | 5K Amps     | 120/277/347VAC |                |    |    |    |

| Part #       | Catalog #    | UPC         | Panel Dimming Option Card Capacity |  |  | Stock Location |  |  |  |
|--------------|--------------|-------------|------------------------------------|--|--|----------------|--|--|--|
|              |              |             | CA                                 | GA                                     | IL                                     | NJ             |  |  |  |
| Dimming Card |              |             |                                    |  |  |                |  |  |  |
| CXDIMCONTRBD | CXDIMCONTRBD | 64018170163 | CX08 – 1 CX Dimming Option Card    | CX16 – Up to 2 CX Dimming Option Cards | CX24 – Up to 3 CX Dimming Option Cards |                |  |  |  |

| Part #    | Catalog # | UPC          | Button Cap Legends Supplied |       |    |     |        | Stock Location |    |    |    |
|-----------|-----------|--------------|-----------------------------|-------|----|-----|--------|----------------|----|----|----|
|           |           |              | Raise                       | Lower | ON | OFF | ON/OFF | CA             | GA | IL | NJ |
| Switches  |           |              |                             |       |    |     |        |                |    |    |    |
| CXSW-1-WH | CXSW-1-WH | 640181712080 | -                           | -     | -  | -   | 1      |                |    |    |    |
| CXSW-2-WH | CXSW-2-WH | 640181712097 | 1                           | 1     | 1  | 1   | -      |                |    |    |    |
| CXSW-3-WH | CXSW-3-WH | 640181712103 | 1                           | 1     | -  | -   | 3      |                |    |    |    |
| CXSW-4-WH | CXSW-4-WH | 640181712110 | 1                           | 1     | 2  | 2   | -      |                |    |    |    |
| CXSW-6-WH | CXSW-6-WH | 640181712127 | -                           | -     | -  | -   | -      |                |    |    |    |

**IMPORTANT:** CXSW Switches connect to the Dimming Controller Option Board (CXDIMCONTRBD). These switch stations do not connect to the CX Panel without the dimming card.

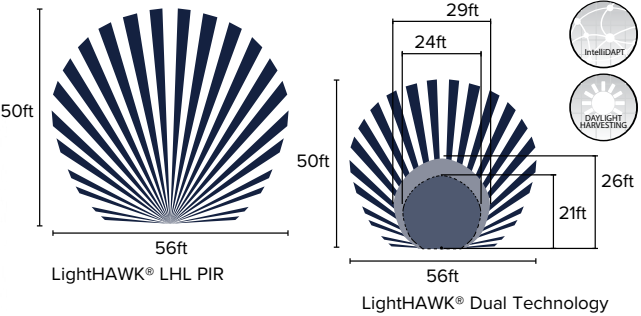
# LIGHTHAWK®

## WALL SWITCH OCCUPANCY SENSOR

- Ultrasonic and Passive Infrared technologies for exceptional motion detection
- Manual-ON (Vacancy Sensor) or Automatic-ON (Occupancy Sensor) operation
- Patented IntelliDAPT® Technology
- 0-10V dimming versions available
- Built-in photo sensor for automatic daylight harvesting
- 400-1000 square-foot coverage area depending on model
- Fits standard decorator wall plate



Coverage Pattern



■ US Minor Motion □ US Major Motion ■ IR Major Motion

| Model                              | Length | Width  | Height | Weight  |
|------------------------------------|--------|--------|--------|---------|
| LightHAWK® Dimming PIR             | 1.7in. | 1.7in. | 3.3in. | 0.5lbs. |
| LightHAWK® Dual Technology         | 1.7in. | 1.7in. | 3.3in. | 0.5lbs. |
| LightHAWK® Dual Technology Dimming | 1.7in. | 1.7in. | 3.3in. | 0.5lbs. |
| LightHAWK® PIR                     | 1.7in. | 1.7in. | 3.3in. | 0.5lbs. |
| LightHAWK® LHL PIR                 | 1.7in. | 1.7in. | 3.3in. | 0.5lbs. |

| Part #                             | Catalog #     | UPC          | Dimming | Technology                   | Voltage  | Stock Location |    |    |    |
|------------------------------------|---------------|--------------|---------|------------------------------|----------|----------------|----|----|----|
|                                    |               |              |         |                              |          | CA             | GA | IL | NJ |
| LightHAWK® Dimming PIR             |               |              |         |                              |          |                |    |    |    |
| LHMIRS3-N-WH                       | LHMIRS3-N-WH  | 640181724496 | 0-10V   | Passive Infrared             | 120/277V |                |    |    |    |
| LightHAWK® Dual Technology         |               |              |         |                              |          |                |    |    |    |
| LHMTS1-N-WH                        | LHMTS1-N-WH   | 640181903938 | No      | Passive Infrared, Ultrasonic | 120/277V |                |    |    |    |
| LHMTS1-G-WH                        | LHMTS1-G-WH   | 640181903839 | No      | Passive Infrared, Ultrasonic | 120/277V |                |    |    |    |
| LHDCMTD2-G-WH                      | LHDCMTD2-G-WH | 640181715739 | No      | Passive Infrared, Ultrasonic | 120/277V |                |    |    |    |
| LHDCMTD2-N-WH                      | LHDCMTD2-N-WH | 640181715739 | No      | Passive Infrared, Ultrasonic | 120/277V |                |    |    |    |
| LightHAWK® Dual Technology Dimming |               |              |         |                              |          |                |    |    |    |
| LHDMMS2-N-WH                       | 640181724687  | 640181715739 | 0-10V   | Passive Infrared, Ultrasonic | 120/277V |                |    |    |    |
| LightHAWK® PIR                     |               |              |         |                              |          |                |    |    |    |
| LHIRS1-G-WH                        | LHIRS1-G-WH   | 640181900739 | No      | Passive Infrared             | 120/277V |                |    |    |    |
| LHIRS1-N-WH                        | LHIRS1-N-WH   | 640181900913 | No      | Passive Infrared             | 120/277V |                |    |    |    |
| LHDCIRD2-G-WH                      | LHDCIRD2-G-WH | 640181715432 | No      | Passive Infrared             | 120/277V |                |    |    |    |
| LHDCIRD2-N-WH                      | LHDCIRD2-N-WH | 640181714534 | No      | Passive Infrared             | 120/277V |                |    |    |    |
| LightHAWK® LHL PIR                 |               |              |         |                              |          |                |    |    |    |
| LHL-IRS1-G-WH                      | LHL-IRS1-G-WH | 640181708861 | No      | Passive Infrared             | 120/277V |                |    |    |    |

# LIGHTHAWK®

## PRODUCT SELECTION GUIDE

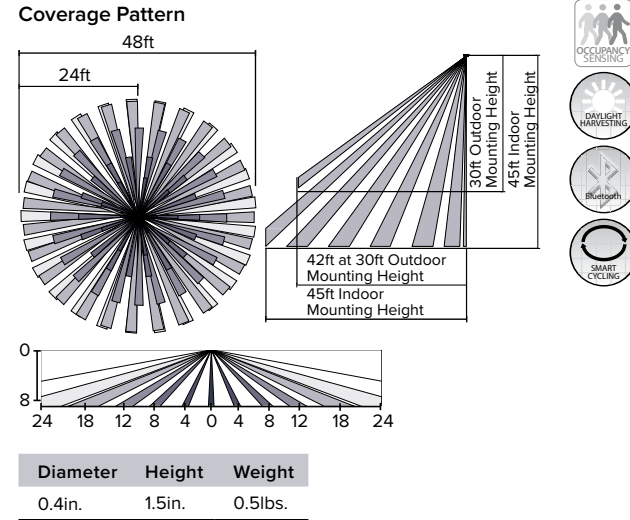
Features

|                | tradeSELECT®<br>LightHAWK® LHL PIR      | Additional LightHAWK®<br>LightHAWK® PIR  | Additional LightHAWK®<br>LightHAWK® Dual Tech  |  |
|----------------|---|--|--|--|
| FEATURES       | Easy to Install                         | Yes  | Yes  |  |
|                | Features                                | +  | ++   |  |
|                | Sensing Technology                      | PIR  | PIR  | PIR/US   |
| PERFORMANCE    | Self-adjusting Settings                 | No   | Yes – IntelliDAPT  | Yes – IntelliDAPT  |
|                | Mounting                                | Standard Switch Box  | Standard Switch Box  | Standard Switch Box  |
|                | Coverage                                | 1,000 Sq. Ft., 180° coverage area  | 1,000 Sq. Ft., 180° coverage area  | 1,000 Sq. Ft., 180° coverage area  |
|                | Voltage                                 | 120/277VAC;50/60Hz   | 120/277VAC;50/60Hz<br>347VAC; 50/60Hz<br>24VDC (requires UVPP)   | 120/277VAC;50/60Hz<br>347VAC; 50/60Hz<br>24VDC (requires UVPP)   |
|                | Electrical Ratings                      | 120VAC: 800W Incandescent/<br>Electronic Ballast/ LED Driver:<br>1,000W Magnetic Ballast; 1/6 HP Motor | 120VAC: 800W Incandescent/<br>Electronic Ballast/ LED Driver: 1,000W<br>Magnetic Ballast; 1/6 HP Motor<br>277VAC: 1,800W Magnetic Ballast/<br>Electronic Ballast/ LED Driver: 1/6 HP<br>Motor<br>347VAC: 1,500W Magnetic Ballast/<br>Electronic Ballast/ LED Driver: 1/6 HP<br>Motor | 120VAC: 800W Incandescent/<br>Electronic Ballast/ LED Driver:<br>1,000W Magnetic Ballast; 1/6 HP Motor<br>277VAC: 1,800W Magnetic Ballast/<br>Electronic Ballast/ LED Driver: 1/6 HP<br>Motor<br>347VAC: 1,500W Magnetic Ballast/<br>Electronic Ballast/ LED Driver: 1/6 HP<br>Motor |
|                | Minimum Load                            | None   | None   | None   |
|                | Operating Modes                         | Occupancy (Auto-ON) / Vacancy<br>(Manual-ON)   | Occupancy (Auto-ON) / Vacancy<br>(Manual-ON)   | Occupancy (Auto-ON) / Vacancy<br>(Manual-ON)   |
|                | Time Delay                              | 4, 8, 16, 20 mins  | 4, 8, 15, 30 mins  | 4, 8, 15, 30 mins  |
|                | Photocell                               | 10-500 foot-candles  | 10-500 foot-candles  | 10-500 foot-candles  |
|                | Relay                                   | Single   | Single and Dual versions   | Single and Dual versions   |
|                | Operating Environment                   | Indoor   | Indoor   | Indoor   |
|                | Occupancy and Daylight Harvesting       | Yes  | Yes  | Yes  |
|                | Construction                            | RhinoTuff vandal resistant lens  | RhinoTuff vandal resistant lens  | RhinoTuff vandal resistant lens  |
| Color          | White; Ivory; Light Almond; Gray; Black | White; Ivory; Light Almond; Gray; Black  | White; Ivory; Light Almond; Gray; Black  |  |
| Certifications | Title 24, cULus                         | Title 24, cULus  | Title 24, cULus  |  |

# WASP

## FIXTURE MOUNT OCCUPANCY SENSORS

- Bluetooth® programming via controlHUBB App
- ON/OFF Control & 0–10V dimming models
- Tri-level set points
- Cloning of sensor settings
- Patented Intelliscope™ technology showing real-time occupancy data
- Multiple daylight harvesting modes



| Part #              | Catalog #          | UPC          | Coverage          | Mounting      | Voltage         | Bluetooth® | Stock Location |    |    |    |
|---------------------|--------------------|--------------|-------------------|---------------|-----------------|------------|----------------|----|----|----|
|                     |                    |              |                   |               |                 |            | CA             | GA | IL | NJ |
| WSPMUNV             | WSPMUNV            | 640181200839 | See Lens Options* | End Mount     | 120/277/347V AC | –          | •              | •  | •  |    |
| WSPSMUNV            | WSPSMUNV           | 640181200419 | See Lens Options* | Surface Mount | 120/277/347V AC | –          | •              |    |    |    |
| WSPSM24V            | WSPSM24V           | 640181200457 | See Lens Options* | Surface Mount | 24VDC           | –          | •              |    |    |    |
| WSPWOSM24V          | WSPWOSM24V         | 640181719621 | See Lens Options* | Surface Mount | 24VDC           | –          | •              |    |    |    |
| WSPDBEMUNV          | WSPDBEMUNV         | 640181728579 | See Lens Options* | End Mount     | 120–480V AC     | Yes        |                |    | •  |    |
| WSPDBSMUNV          | WSPDBSMUNV         | 640181728630 | See Lens Options* | Surface Mount | 120–480V AC     | Yes        |                |    | •  |    |
| WSPDBSM24V          | WSPDBSM24V         | 640181728609 | See Lens Options* | Surface Mount | 24V DC          | Yes        |                |    | •  |    |
| WSPDLWOBSM24V       | WSPDLWOBSM24V      | 640181729477 | See Lens Options* | Surface Mount | 24V DC          | Yes        |                |    | •  |    |
| <b>Lens Options</b> |                    |              |                   |               |                 |            |                |    |    |    |
| WSP-L360-WH         | WSP-L360-WH        | 640181708298 | 360° Area Lens    | –             | –               | –          |                |    | •  |    |
| WSP-L360-LM-WH      | WSP-L360-LM-WH     | 640181708359 | 360° Area Lens    | –             | –               | –          |                |    | •  |    |
| WSPWOSM-L360-WH     | WSPWOSM-L360-WH    | 640181718549 | 360° Area Lens    | –             | –               | –          |                |    | •  |    |
| WSPWOSM-L360-LM-WH  | WSPWOSM-L360-LM-WH | 640181718518 | 360° Area Lens    | –             | –               | –          |                |    | •  |    |

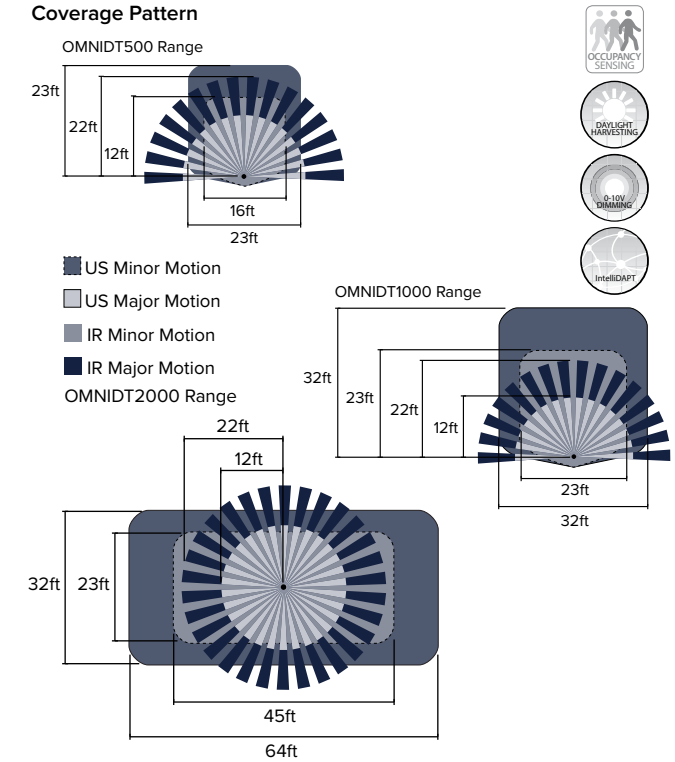
\*Lenses sold separately.  
 Ordering Example: WSPDBEMUNV Sensor + WSP-L360-WH Lens  
 The Bluetooth® word mark and logos are registered trademarks owned by Bluetooth SIG, Inc. and any use of such marks by Hubbell Lighting Inc. is under license. Other trademarks and trade names are those of their respective owners.

# OMNI® DUAL TECHNOLOGY CEILING SENSOR

- Ultrasonic and Passive Infrared technologies for exceptional motion detection
- Smart IntelliDAPT® Technology eliminates false triggers
- 500–2000 Sq. Ft. coverage area per sensor (depending on model)
- Optional relay and photocell control



| Diameter | Height | Weight  |
|----------|--------|---------|
| 4.0in.   | 1.5in. | 0.5lbs. |



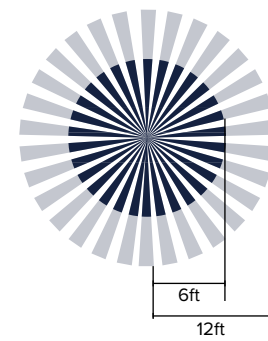
| Part #           | Catalog #        | UPC          | Technology                    | Coverage           | Voltage     | Stock Location |    |    |    |
|------------------|------------------|--------------|-------------------------------|--------------------|-------------|----------------|----|----|----|
|                  |                  |              |                               |                    |             | CA             | GA | IL | NJ |
| OMNIDT500        | OMNIDT500        | 640181402660 | Passive Infrared & Ultrasonic | 180°, 500 Sq. Ft.  | 24V DC      | •              | •  |    |    |
| OMNIDT500RP      | OMNIDT500RP      | 640181402714 | Passive Infrared & Ultrasonic | 180°, 500 Sq. Ft.  | 24V DC      | •              | •  |    |    |
| OMNIDT1000       | OMNIDT1000       | 640181402769 | Passive Infrared & Ultrasonic | 180°, 1000 Sq. Ft. | 24V DC      | •              | •  | •  |    |
| OMNIDT1000RP     | OMNIDT1000RP     | 640181402813 | Passive Infrared & Ultrasonic | 180°, 1000 Sq. Ft. | 24V DC      | •              | •  | •  |    |
| OMNIDT1000BP1277 | OMNIDT1000BP1277 | 640181411938 | Passive Infrared & Ultrasonic | 180°, 1000 Sq. Ft. | 120/277V AC | •              | •  |    |    |
| OMNIDT2000       | OMNIDT2000       | 640181402868 | Passive Infrared & Ultrasonic | 360°, 2000 Sq. Ft. | 24V DC      | •              | •  | •  |    |
| OMNIDT2000RP     | OMNIDT2000RP     | 640181402912 | Passive Infrared & Ultrasonic | 360°, 2000 Sq. Ft. | 24V DC      | •              | •  | •  |    |
| OMNIDT2000BP1277 | OMNIDT2000BP1277 | 640181411945 | Passive Infrared & Ultrasonic | 360°, 2000 Sq. Ft. | 120/277V AC | •              | •  |    |    |

# OMNI® PIR CEILING SENSOR

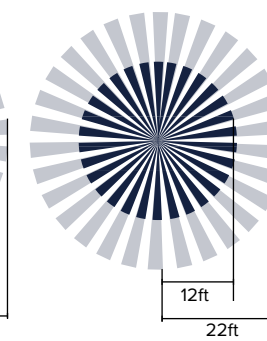
- Ultrasonic and Passive Infrared technologies for exceptional motion detection
- Smart IntelliDAPT® Technology eliminates false triggers
- 500–2000 Sq. Ft. coverage area per sensor (depending on model)
- Optional relay and photocell control



Coverage Pattern  
OMNI® IR Range



OMNI® IRL Range



■ US Major Motion ■ US Minor Motion

| Model  | Diameter | Height | Weight  |
|--------|----------|--------|---------|
| OMNI   | 4.5in.   | 1.5in. | 0.5lbs. |
| OMNIDT | 4.5in.   | 1.5in. | 1.0lbs. |

| Part #    | Catalog # | UPC          | Technology       | Coverage           | Voltage | Stock Location |    |    |    |
|-----------|-----------|--------------|------------------|--------------------|---------|----------------|----|----|----|
|           |           |              |                  |                    |         | CA             | GA | IL | NJ |
| OMNIIR    | OMNIIR    | 640181403261 | Passive Infrared | 360°, 450 Sq. Ft.  | 24V DC  | •              | •  |    |    |
| OMNIIRL   | OMNIIRL   | 640181403360 | Passive Infrared | 360°, 1500 Sq. Ft. | 24V DC  | •              | •  |    |    |
| OMNIIRLRP | OMNIIRLRP | 640181715432 | Passive Infrared | 360°, 1500 Sq. Ft. | 24V DC  | •              | •  |    |    |

# POWER PACKS UNIVERSAL VOLTAGE POWER PACKS

- Automatic voltage detection
- Electrical load switching capability; maximum of 20 Amps
- Regulated 24V DC current
- 150mA output short circuit protected
- Plenum rated
- Mounts inside or outside a junction box



| Length | Width  | Height | Weight  |
|--------|--------|--------|---------|
| 2.3in. | 1.3in. | 3.6in. | 0.5lbs. |

| Part # | Catalog # | UPC          | Low Voltage Switch Input | Voltage     | Stock Location |    |    |    |
|--------|-----------|--------------|--------------------------|-------------|----------------|----|----|----|
|        |           |              |                          |             | CA             | GA | IL | NJ |
| UVPP   | UVPP      | 640181801685 | No                       | 120–277V AC | •              | •  | •  |    |
| UVPPM  | UVPPM     | 640181720221 | Yes                      | 120–277V AC | •              | •  |    |    |

# UL924 AUTOMATIC LOAD RELAY

- Meets NEC Article 700 requirements for emergency lighting
- Dual voltage, 120 or 277V operation
- Normally closed contacts for emergency lighting
- Normally open contacts for 0–10V dimming override
- Provision for remote test button or fire alarm interface
- Multi-color function LED
- Suitable for use in return air plenums



| Length | Width  | Height | Weight  |
|--------|--------|--------|---------|
| 4.0in. | 3.4in. | 1.7in. | 0.9lbs. |

| Part #   | Catalog # | UPC          | Low Voltage Switch Input | Voltage     | Stock Location |    |    |    |
|----------|-----------|--------------|--------------------------|-------------|----------------|----|----|----|
|          |           |              |                          |             | CA             | GA | IL | NJ |
| ALCR1277 | ALCR1277  | 640181727237 | Yes                      | 120–277V AC |                |    |    | •  |

# WALLBOX DIMMERS

## PRESET & ROCKER SLIDE DIMMERS

- Separate ON/OFF switch that preserves the selected brightness level
- Provide single pole (one location) or 3-way (two location) lighting control
- Slim, compact housing fits easily into a standard wallbox
- Suitable for multi-gang installations
- Built-in radio, TV interference filter



| Model               | Length | Width  | Height | Weight |
|---------------------|--------|--------|--------|--------|
| Preset Slide Dimmer | 1.7in. | 0.4in. | 4.1in. | 0.1lbs |
| Rocker Slide Dimmer | 1.7in. | 0.4in. | 4.1in. | 0.1lbs |

| Part #                     | Catalog #      | UPC          | Dimming | Voltage   | Stock Location |    |    |    |
|----------------------------|----------------|--------------|---------|---|----------------|----|----|----|
|                            |                |              |         |   | CA             | GA | IL | NJ |
| <b>Rocker Slide Dimmer</b> |                |              |         |   |                |    |    |    |
| RSD710-UNV-WVL             | RSD710-UNV-WVL | 640181726971 | 0-10V   | 1200VA @ 120V AC, 1500VA @ 277V AC  |                |    |    | •  |
| RSDM10-120-WVL             | RSDM10-120-WVL | 640181726988 | 0-10V   | 1000VA @ 120 V AC MLV, 1000W @ 120V AC, 450W @ 120V AC Dimmable LED and CFL |                |    |    | •  |
| RSDE06-120-WVL             | RSDE06-120-WVL | 640181726995 | 0-10V   | 600VA @ 120V AC, Electronic Low Voltage, 300W @120V AC Dimmable LED and CFL |                |    |    | •  |
| RSDL06-120-WVL             | RSDL06-120-WVL | 640181727008 | 0-10V   | 600W @ 120V AC Incandescent, 300W @ 120V AC Dimmable LED and CFL            |                |    |    | •  |
| <b>Preset Slide Dimmer</b> |                |              |         |   |                |    |    |    |
| PSD710-UNV-WVL             | PSD710-UNV-WVL | 640181727152 | 0-10V   | 1200-1500VA @ 120/277V AC   |                |    |    | •  |

# LOW VOLTAGE SWITCHES

## MOMENTARY WALL SWITCH STATIONS

- Mounts to standard single-gang box
- Version with 0-10V dimming control
- Works with all HCS Control and Auxiliary packs



| Length | Width  | Height | Weight  |
|--------|--------|--------|---------|
| 4.1in. | 1.5in. | 4.1in. | 0.2lbs. |

| Part #      | Catalog #   | UPC          | Dimming | Switch Type | Button Qty | Stock Location |    |    |    |
|-------------|-------------|--------------|---------|-------------|------------|----------------|----|----|----|
|             |             |              |         |             |            | CA             | GA | IL | NJ |
| LVSM1NPWH   | LVSM1NPWH   | 640181100269 | No      | Momentary   | 1          |                |    | •  | •  |
| LVSD-M-3-WH | LVSD-M-3-WH | 640181723055 | 0-10V   | Momentary   | 3          |                |    |    | •  |

