



AUTHENTIC LIFE SAFETY PRODUCTS SINCE 1940



# PG Series

High Performance LED Emergency Lighting

**HUBBELL**  
Lighting, Inc.



# INNOVATIVE LED Emergency Lighting


---

The **PG Series** addresses the demand for code compliant emergency lighting coupled with the benefits of advanced solid state lighting technology. Sleek architectural design and contemporary elegance blend well in both indoor and outdoor surroundings. Models are available as traditional “normally off” emergency only fixtures as well as dual purpose “normally on” and “normally off” models.



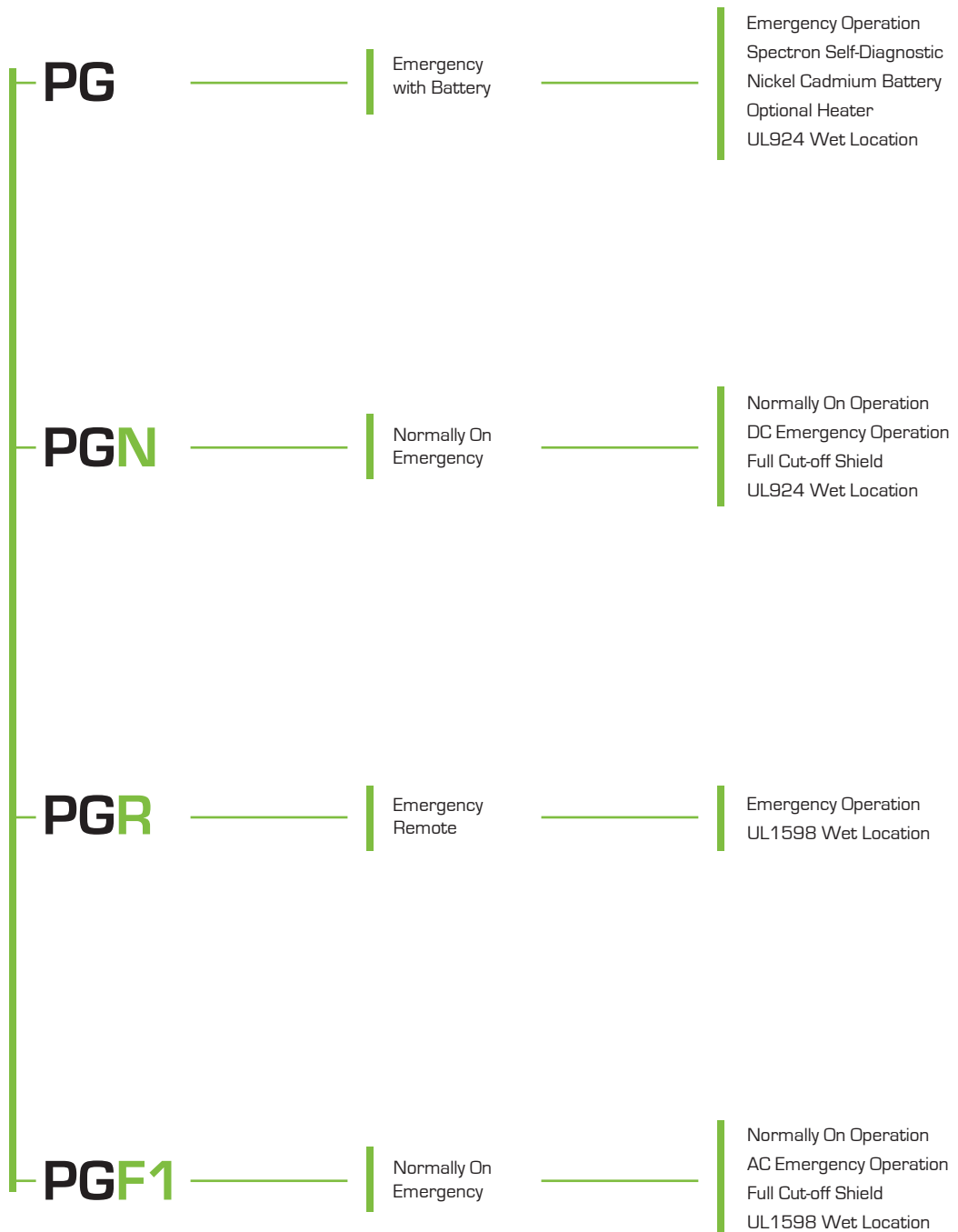
# POG SERIES





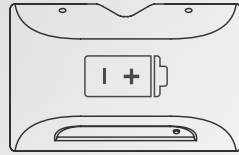
# FUNCTION

The PG Series provides unique options for your specific application's requirements.



# ELECTRICAL

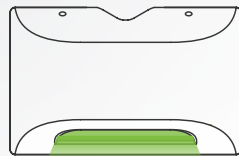
**PG**



Integral Battery

Utility Voltage 120/277

**PGN**

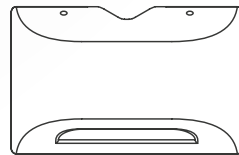


External DC



Utility Voltage 120/277  
Emergency Voltage 6-12

**PGR**

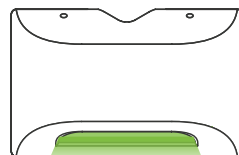


External DC



Emergency Voltage 6-12

**PGF1**



External AC



INVERTER

Utility Voltage 120/277  
Emergency Voltage 120/277

# COMMON FEATURES

Multiple Operating Modes

High Performance LED

Die-Cast Aluminum

UL Wet Location

Multiple Finishes

BLACK

PG

PGN

PGR

PG

PGN

PGR

PGF1

PG

PGN

PGR

PGF1

PG

PGN

PGR


PLATINUM  
SILVER

DARK  
BRONZE

WHITE

# DIMENSIONS

Actual Size



7" H

3 3/16" D

Spectron Self-Diagnostic Shown



11" L



# PERFORMANCE

Dual-Lite's use of high performance LEDs, coupled with a unique reflector design, delivers photometric performance that is optimized specifically for emergency egress paths.





# POG SERIES

Alera Lighting  
Architectural Area Lighting  
Beacon Products  
Columbia Lighting  
Compass  
Devine Lighting  
Dual-Lite  
Hubbell Building Automation  
Hubbell Industrial Lighting  
Hubbell Outdoor Lighting  
Kim Lighting  
Kurt Versen  
Prescolite  
Progress Lighting  
Spaulding Lighting  
Sportsliter Solutions  
Sterner  
Whiteway

